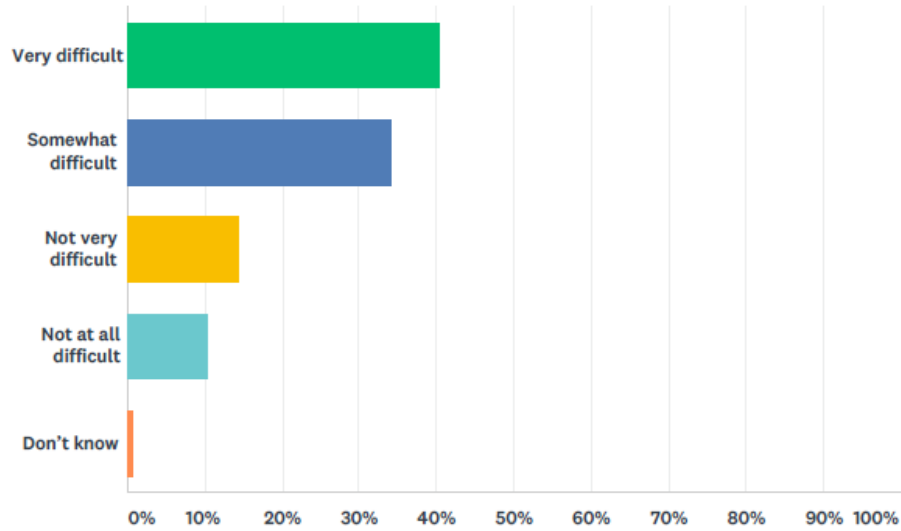


“Getting Paid In America” Survey Results

Q2 How difficult would it be to meet your current financial obligations if your next paycheck were delayed for a week?

Answered: 38,841 Skipped: 864

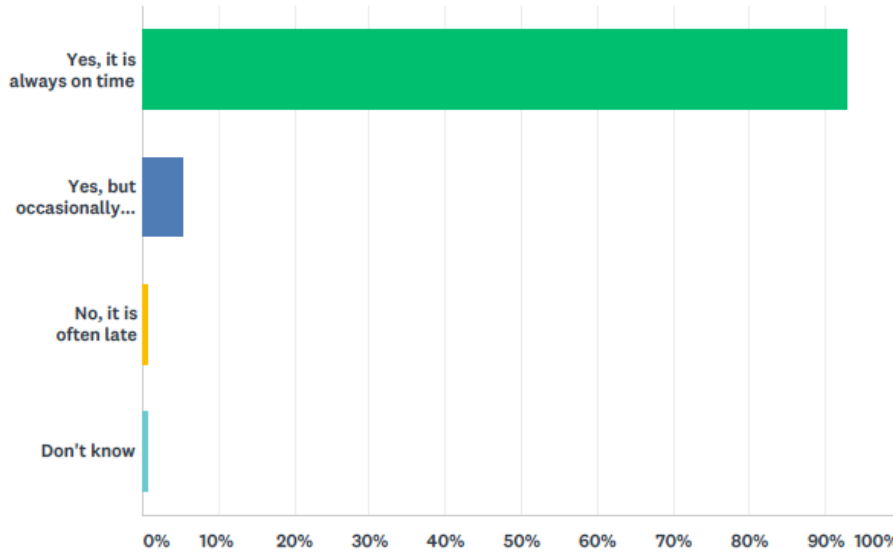


ANSWER CHOICES	RESPONSES	
Very difficult	40.39%	15,686
Somewhat difficult	34.00%	13,207
Not very difficult	14.34%	5,568
Not at all difficult	10.43%	4,052
Don't know	0.84%	328
TOTAL		38,841

“Getting Paid In America” Survey Results

Q3 Is your paycheck delivered on time?

Answered: 38,626 Skipped: 1,079

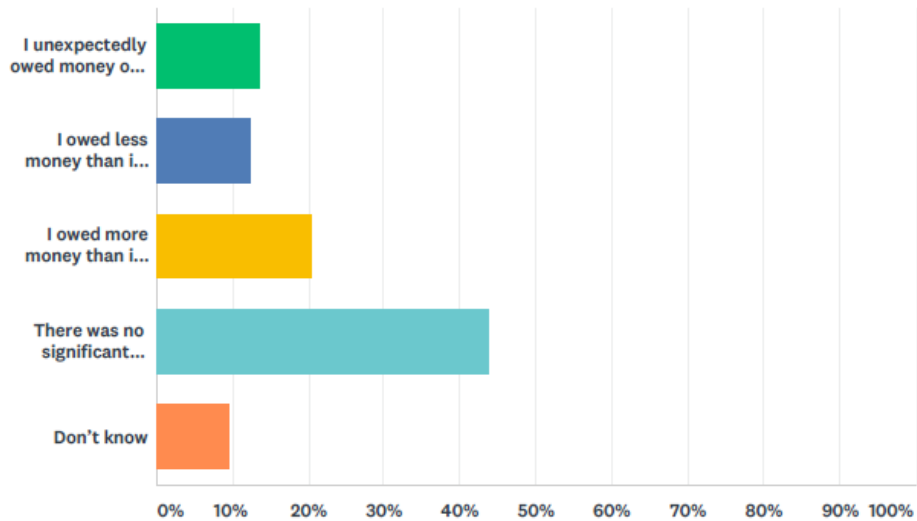


ANSWER CHOICES	RESPONSES	
Yes, it is always on time	92.82%	35,853
Yes, but occasionally it is late	5.50%	2,124
No, it is often late	0.76%	294
Don't know	0.92%	355
TOTAL		38,626

“Getting Paid In America” Survey Results

Q4 The Tax Cuts and Jobs Act changed tax rates and deductions for many taxpayers. Which of these statements best represents how you feel about your 2018 tax filing, which was due on April 15, 2019?

Answered: 38,022 Skipped: 1,683

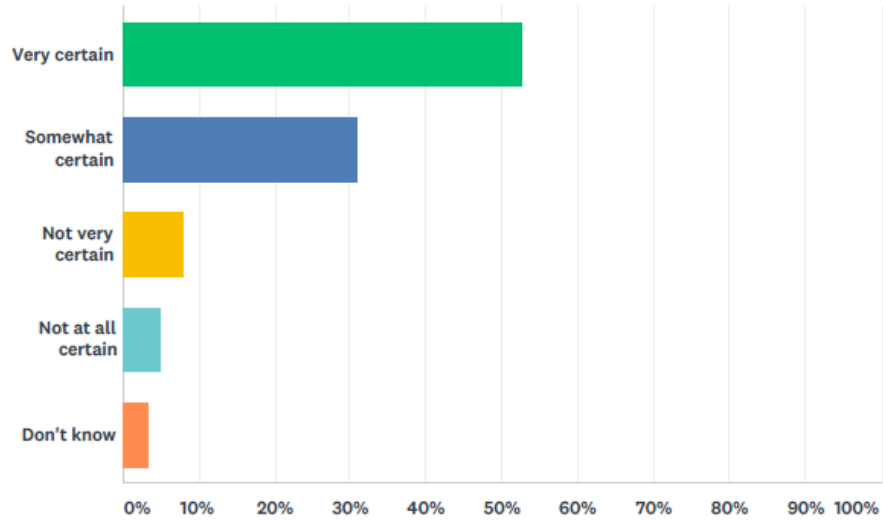


ANSWER CHOICES	RESPONSES	
I unexpectedly owed money on my tax return	13.56%	5,157
I owed less money than in years prior	12.26%	4,662
I owed more money than in years prior	20.58%	7,825
There was no significant change	43.99%	16,724
Don't know	9.61%	3,654
TOTAL		38,022

“Getting Paid In America” Survey Results

Q5 How certain are you that your payroll withholding and the net amount of your paycheck are correct each payday?

Answered: 37,710 Skipped: 1,995

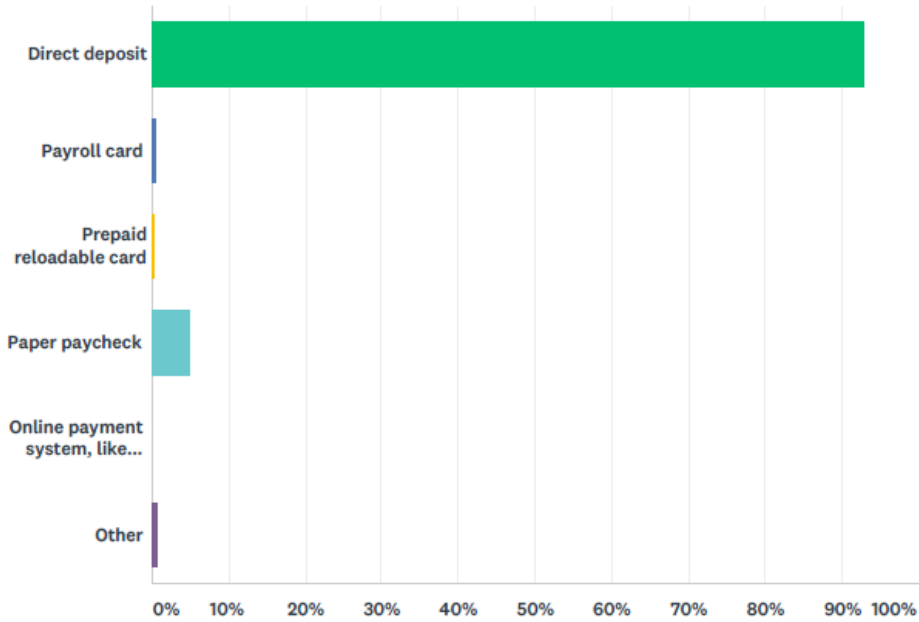


ANSWER CHOICES	RESPONSES	
Very certain	52.71%	19,878
Somewhat certain	30.95%	11,673
Not very certain	7.89%	2,976
Not at all certain	5.03%	1,895
Don't know	3.42%	1,288
TOTAL		37,710

“Getting Paid In America” Survey Results

Q6 How do you receive your pay?

Answered: 37,570 Skipped: 2,135

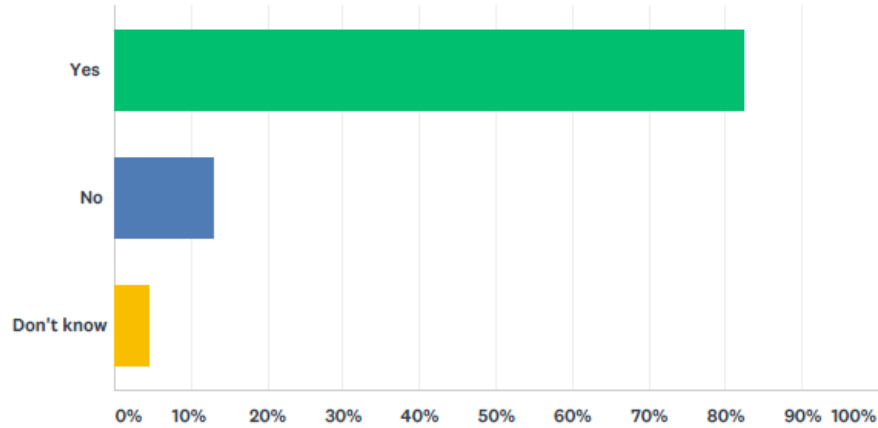


ANSWER CHOICES	RESPONSES	
Direct deposit	92.82%	34,873
Payroll card	0.69%	261
Prepaid reloadable card	0.48%	179
Paper paycheck	4.97%	1,867
Online payment system, like PayPal or Venmo	0.28%	106
Other	0.76%	284
TOTAL		37,570

“Getting Paid In America” Survey Results

Q7 Does your employer provide an employee self-service portal, where you can access your pay and benefits information online?

Answered: 37,389 Skipped: 2,316

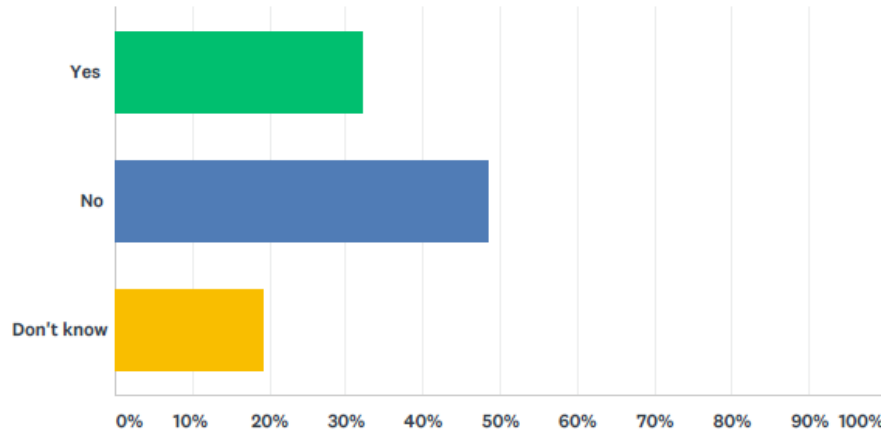


ANSWER CHOICES	RESPONSES	
Yes	82.39%	30,806
No	12.91%	4,828
Don't know	4.69%	1,755
TOTAL		37,389

“Getting Paid In America” Survey Results

Q8 Would you like access to some or all of your wages on-demand as you earn them instead of waiting for payday?

Answered: 37,233 Skipped: 2,472

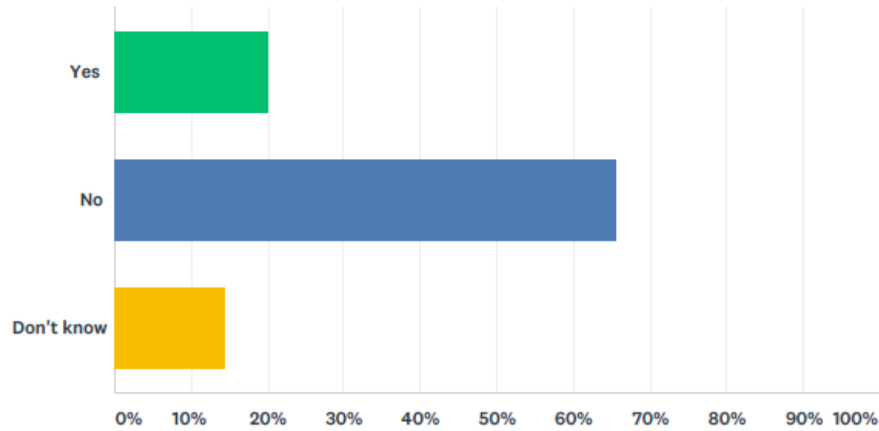


ANSWER CHOICES	RESPONSES	
Yes	32.30%	12,027
No	48.55%	18,075
Don't know	19.15%	7,131
TOTAL		37,233

“Getting Paid In America” Survey Results

Q9 Would you be willing to pay a fee to have your wages available on-demand as you earn them?

Answered: 12,004 Skipped: 27,701

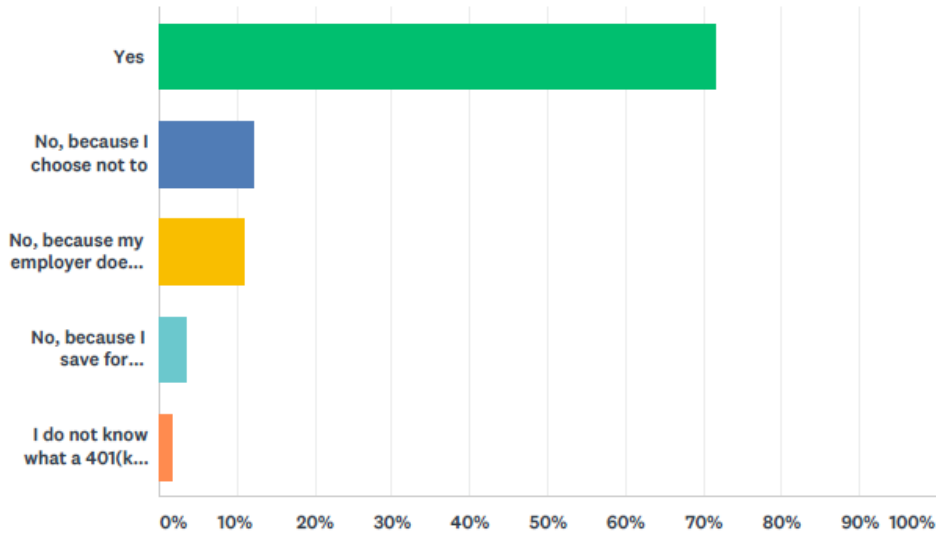


ANSWER CHOICES	RESPONSES	
Yes	20.16%	2,420
No	65.49%	7,861
Don't know	14.35%	1,723
TOTAL		12,004

“Getting Paid In America” Survey Results

Q10 Do you participate in a 401(k) or other retirement saving program at work?

Answered: 37,033 Skipped: 2,672

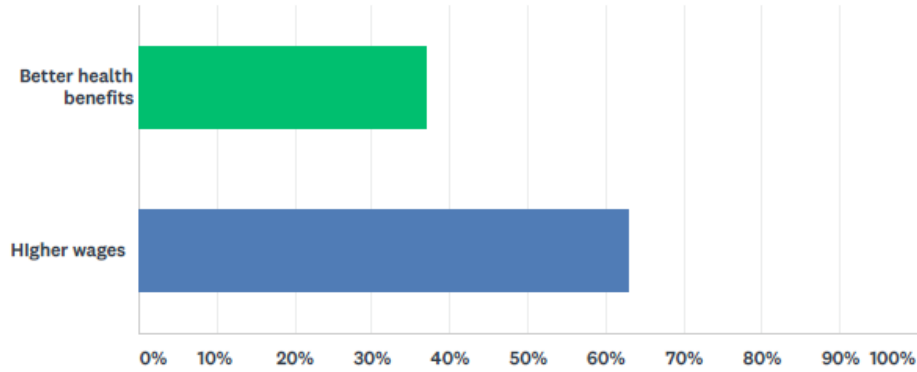


ANSWER CHOICES	RESPONSES	
Yes	71.45%	26,461
No, because I choose not to	12.22%	4,527
No, because my employer does not offer one	11.16%	4,133
No, because I save for retirement independently from programs at work	3.51%	1,300
I do not know what a 401(k) or retirement saving program is	1.65%	612
TOTAL		37,033

“Getting Paid In America” Survey Results

Q11 What's more important to you, better health benefits or higher wages?

Answered: 36,979 Skipped: 2,726

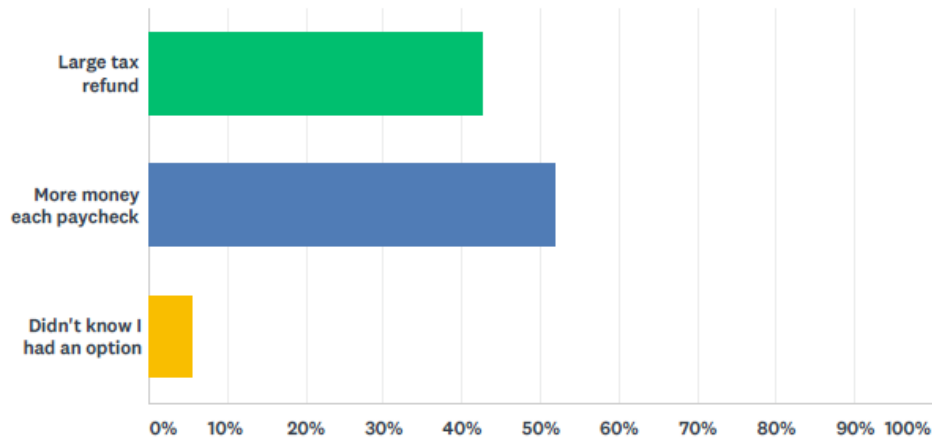


ANSWER CHOICES	RESPONSES	
Better health benefits	36.99%	13,679
Higher wages	63.01%	23,300
TOTAL		36,979

“Getting Paid In America” Survey Results

Q12 Do you prefer receiving a large tax refund after filing your tax return or would you rather have the extra cash in each paycheck throughout the year?

Answered: 36,913 Skipped: 2,792

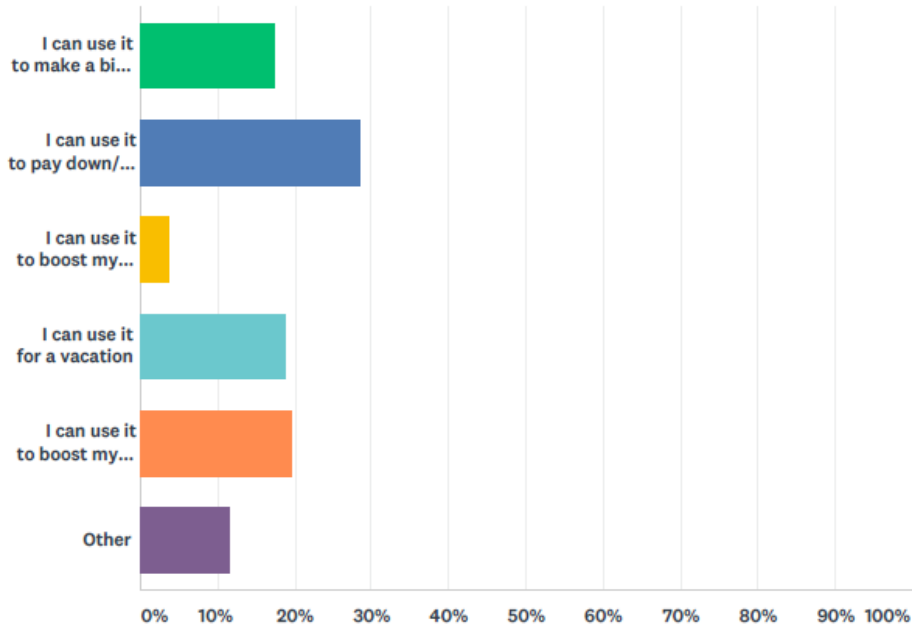


ANSWER CHOICES	RESPONSES	
Large tax refund	42.59%	15,720
More money each paycheck	51.84%	19,135
Didn't know I had an option	5.58%	2,058
TOTAL		36,913

“Getting Paid In America” Survey Results

Q13 Why do you prefer a large tax refund over getting paid more money in each paycheck?

Answered: 15,698 Skipped: 24,007

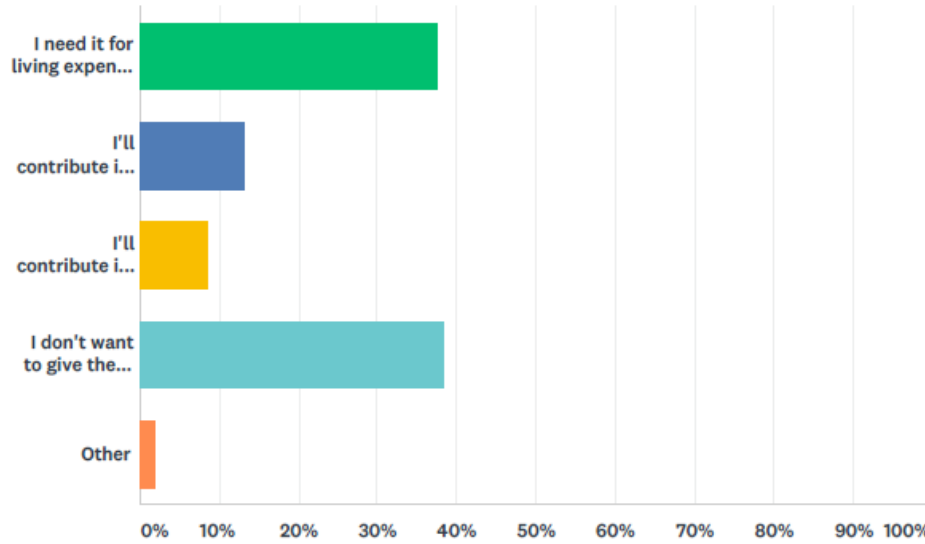


ANSWER CHOICES	RESPONSES	
I can use it to make a big purchase (more than \$200)	17.42%	2,734
I can use it to pay down/off credit card or other debt	28.49%	4,473
I can use it to boost my retirement savings	3.85%	604
I can use it for a vacation	18.84%	2,958
I can use it to boost my emergency savings	19.65%	3,084
Other	11.75%	1,845
TOTAL		15,698

“Getting Paid In America” Survey Results

Q14 Why do you prefer more money in each paycheck over a large refund?

Answered: 19,102 Skipped: 20,603

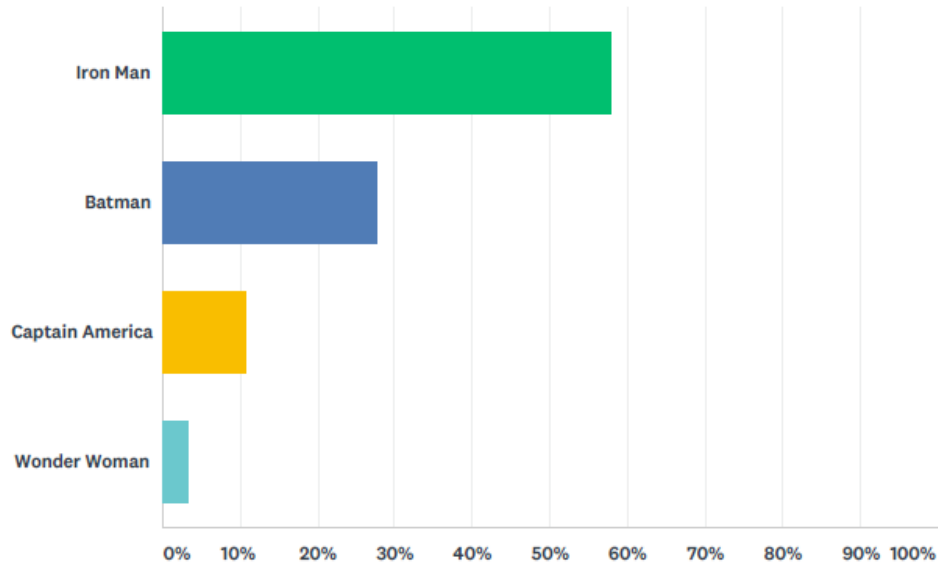


ANSWER CHOICES	RESPONSES	
I need it for living expenses like rent, food, gas, etc.	37.63%	7,189
I'll contribute it to my personal savings each pay period	13.19%	2,519
I'll contribute it to retirement savings each pay period	8.65%	1,652
I don't want to give the government an interest-free loan	38.59%	7,371
Other	1.94%	371
TOTAL		19,102

“Getting Paid In America” Survey Results

Q15 Which wealthy superhero’s net worth of \$12.4 billion is 21,940,978% higher than the average American income of \$56,515?

Answered: 36,589 Skipped: 3,116



ANSWER CHOICES	RESPONSES	
Iron Man	58.00%	21,223
Batman	27.89%	10,205
Captain America	10.80%	3,951
Wonder Woman	3.31%	1,210
TOTAL		36,589